



ROSSICA SOCIETY  
OF  
RUSSIAN PHILATELY

# BULLETIN OF THE ROSSICA SOCIETY OF RUSSIAN PHILATELY

NUMBER 42

Michael Ann Gutter: Editor: mgutter@msn.com

Summer\Fall 2007

## Society News

### Activity Reports

This issue of this Bulletin is dedicated to providing Rossica members with the officer's reports that will be provided at the Annual Meeting held Chicago. Since many of the member's are unable to attend the meeting, the Executive Board decided that the members would benefit from the results of the information of the reports. Since the Bulletin is the means by which this information is communicated to its members, we are providing it in this issue. However, there is other information in this issue of importance.

### President's Report Submitted by Gary Combs

The last year has been very busy and we have accomplished more than expected. Some of the key items completed are listed below.

- Reciprocal agreement with Kollektioner to translate and reproduce articles between them and Rossica.
- Reciprocal agreement with Pochtovye tsel'nye veshchi to translate and reproduce articles between them and Rossica.
- Publication Agreement for all future articles covering copyright issues.
- Agreement with The Canadian Society of Russian Philately to reproduce Post Rider journals.
- Established baseline fees plus postage tables for Rossica activities.
- Increase website storage to include sufficient space for download capabilities and future virtual initiatives.
- Transferred all items for sale electronically except the journals to the website to facilitate the capability for members to directly download items rather than pay the additional cost for paper copies sent via regular mail.

The items available are:

Prigara  
Bazilevich  
Levin Mutes  
Moscow Study  
Michalove Guide  
Epstein Catalog - both parts  
Reverse Sort  
Cumulative List - Forward Sort

=====

Gutter - Define a new information package for new members and the information package to send to people asking about membership. – In process

=====

Laveroni - Create a collecting interest questionnaire for our member and new members - Done

=====

Mirsky - Work on developing a methodology to get information to the members in what is in the Library – In process

Conduct a Library Survey - Done

=====

Shalimoff - Develop a mentoring and tutoring package to assist people in learning how to exhibit. Serve as the POC for developing new exhibitors. – Completed (published in this Bulletin)

=====

Ceresa - Putting fake/forgery information on the Samovar. – In process

=====

Pietruszka - Develop a brand new package of awards – In process

=====

Skipton

- Create a new Rossica Vignette - Done
  - Create a Rossica canceller – Done
- =====

Stickney - Develop a network among sellers of Russian material that will benefit Rossica members. Since Stick is not a collector of anything but money, this is probably his only area in which he can contribute. – No progress

=====

Jeff - Develop a method to "download" society for sale items from our web site. - Done

## Vice-President/Publicity Director's Report – 2007 Submitted by Dave Skipton

Ever since we knew back in 2006 that we were definitely going to have a Pan-Slavic show at Chicagopex 2007, most of my efforts over the past six months have been directed at publicizing and promoting it. This is an important event for the Society (the last one was held in 1993), one that we will be sharing with the Society for Czechoslovak Philately, the Society for Hungarian Philately, Polonus and the Ukrainian Philatelic and Numismatic Society. To that end I've been busy "scaring up" exhibits from Rossica members, arranging for a speaker, shepherding a vignette from conception to printing so that we could have something with which to commemorate the event, and obtaining a hand stamp to complete the kit of necessary items for Rossica's "Temporary Postal Branch Office" at the booth.

**Rossica hand stamp** – in hand, as of May 2007.

**Rossica vignettes** – As of 18 September 2007, when this report was written, the art work for the vignettes (same design, one in English, the other mostly in Russian) had been completed, scanned in and composed with the text on a PowerPoint slide, and the entire package was already at the printers – Yourstamps – in Berlin, Germany. By the time this report is published, we should have the sheets back and ready to go. Both the vignettes and the hand stamp will be unveiled at the AGM in Chicago, and the vignettes will be available for sale at the Rossica booth. This is the first vignette that Rossica has issued since 1957 (a souvenir sheet came out in 1976), and it goes hand-in-hand with the publication of the *Short History of the Rossika Society, 1929-1968*, published in time for the Washington 2006 international.

Efforts to round up **exhibits** for the Pan-Slavic met with mixed success. Some exhibitors whom I approached were unable to meet the application deadline, others declined to show. A couple

of others made the decision to show without any encouragement from me. In all, Rossica members will have 60 frames of Russia and related-areas exhibits. This is down from the 100 frames that we showed at the last Pan-Slavic at Chicagopex, but given that we are sharing the event with four other societies, it is doubtful that we would have received 100 or so frames even if we had generated that many.

With the crucial help of Roger Quinby, we were fortunate to recruit an outstanding **speaker** for the event – Kaj Hellman. (See the ad reproduced below.) This represents another first in many years: a well-known speaker from outside the U.S.

In an effort to reach Russian philatelists around the world, the following **advertisement** was placed on the Rossica website:

*Rossica is proud to announce that we will have a booth at the Chicagopex 2007 Pan-Slavic show, with a «Временное почтовое отделение Общества 'Россика'» ("Temporary Rossica Society Postal Branch Office") selling Society literature, znaczki, coffee cups (sorry, no souvenir samovars) and the new Rossica vignette, which will be unveiled at the Annual General Meeting. Whether you are a dyed-in-the-wool vignette collector or just want a souvenir to enliven your philatelic correspondence, we think you will enjoy this production. We will also have a great speaker – Kaj Hellman – who's coming all the way from Finland to give us a presentation on Oleg Faberge and his collections. This will be a fascinating talk by a gentleman who knew Faberge well.*

*In addition, there will be eight outstanding exhibits of Russia and related areas to view, totaling 60 frames. In alphabetical order (and my apologies to anyone I've overlooked!) they are:*

- Alfred F. Kugel - *The Philatelic Effects of the Breakup of the Romanov Empire 1918-1923* (Court of Honor - 10 frames);
- Edward J. Laveroni - *Imperial Postmarks of the Trans-Siberian Railroad, Chelyabinsk to Chita* (6 frames);
- Raymond J. Pietruszka - *Russian Soviet Federated Socialist Republic* (6 frames);
- Roger P. Quinby - *Postal Censorship in the Grand Duchy of Finland 1914-1918* (8 frames);
- Radcliffe, Jeff – *Rossica Journal* (Literature Competition – both 2006 journals);
- David M. Skipton - *A Look through the Judas Hole: The Imperial Russian Prison System and Censorship* (10 frames);
- Jaroslav J. Verner - *Czechoslovak Siberian Legions* (Court of Honor - 10 frames);
- George G. Werbizky - *Ostarbeiter Mail in World War II* (10 frames).

*Pan-Slavics don't come around every year – you won't want to miss this show!*

When I haven't been working on the Pan-Slavic, I've been doing the usual tasks associated with "publish, publish, publish."

Soliciting articles, researching, writing, translating and reviewing (as a member of the Editorial Board) articles for the *Rossica Journal*, and finishing, at long last, the *Short History* in 2006. That publication has shaken loose a considerable amount of additional information about the Society; some of it has already appeared and more of it is yet to come.

## Secretary's Report Submitted by Ed Laveroni

Ed Laveroni, our Secretary, took on the special project of designed a New Member's Collecting Interest Form. Because of the size of the form, it is attached at the end of the Bulletin.

## Tentative Members

The following are our tentative members who will become full member within 90 days unless, you, our members, provide some reasonable cause why they should not become members.

Genady Berman, Holan, Israel,  
[gandiberman@013.net.il](mailto:gandiberman@013.net.il)

Michael Welch, St. Paul, MN, USA  
[michael.welch@gmx.net](mailto:michael.welch@gmx.net)

Lecel Neves, Cleveland, TN, USA  
[lecelneves@yahoo.com](mailto:lecelneves@yahoo.com)

Michael H. Cavanaugh, Washington, ID, USA  
[mhcedj@charter.net](mailto:mhcedj@charter.net)

Samuel Rentsch, Geneva, Switzerland  
[samuelre@phys.msu.su](mailto:samuelre@phys.msu.su)

Welcome to Rossica! We hope you will enjoy the benefits the society has to offer including the Journal, the Bulletin, the Library, and the web site. Of course, if you have access to the Internet, the Samovar is a great source of information and I encourage you to visit it and post your questions as well any news and discoveries you may have made. We also encourage you to share your collecting interests with others. Help us grow and bring new members into Rossica.

## Removed Members

Anatoly Chlenov as expelled from the Rossica Society on September 17, 2007. The reasons are:

- Failure to respond to official correspondence.
- Openly demeaning the Society or undermining its goals and objectives.

## Treasurer's Report 2007 Submitted by Mike Gutter

My activities were divided into three distinct areas of responsibilities. The one area that was genuinely outside the area

of being a Treasurer is that of being the Bulletin Editor. I include it in this report so that I can maintain a consistency in my report.

## Highlights of Activities

### TREASURER

- Set up Rossica accounting with on double entry general ledger on QuickBooks.
- Posted all transactions starting 1/1/2006. All bank records reconciled.
- Paid all bills as presented and approved by the Board.
- Deposited all checks. More timely deposits are an area for improvement by me.
- Submitted Form 990 and Form 990 Schedule A for Tax year 2006 to IRS.
- Reconciled all financial records for the first half of the fiscal year and "closed the books for 4/1/2007-9/31/2007. Created a Trial Balance Report. The books are now open for audit.
- Recommended fee structure changes for PayPal fees and shipping fees to offset the imbalance in the cost of hardcopy Journal shipping and payments made by PayPal. (The fee new schedules are toward the end of this Bulletin.)
- Recommendation of a trial budget for 2008 for the officer's meeting.

### MEMBERSHIP

- Maintained the membership records.
- Processed the new member applications.
- Checked the APS references of new applicants.
- Informed new applicants of the receipt of their checks.
- Provided the membership database to the appropriate officers and Journal Editor.
- Designed a member information package. The completed package will be available at the general meeting.
- This is an area of slow learning for me. Processes are now in place to ensure that all applicants are properly handled.

### BULLETIN EDITOR

- Expanded the contents of Bulletin #41 based on member's input.

## Full Treasurer's Activity Report

1. I assumed my duties on April 1, 2007. The financial bookkeeping system was set up with a chart of accounts using QuickBooks. This is a double entry system as required by our Constitution.

2. As the accounting records and the invoices were received, they were entered into our accounted system. All deposits of checks and PayPal transfers into the bank account were recorded by deposit date. All payments of checks from our bank account or PayPal were recorded as of their clearing date.
3. PayPal is only a money clearing house. However, expenses incurred from PayPal were posted directly to our General Ledger since they never passed into our bank account.
4. Upon learning that Rossica had to file Form 990 with the IRS for year 2006, Gary Combs and I retraced and recreated all the financial records within our new accounting systems to meet the IRS rules and requirements based on recent federal laws for non-profit organizations. On October 1<sup>st</sup>, we filed a Form 990 and Form 990 Schedule A. We are awaiting notification from the IRS to learn if we have filed the forms as they have requested.
5. The bank account balance as of 9/1/2006 is \$12,452.01. Our biggest income in the first half of the year is sales of our publications. The biggest expense is the printing and mailing of the Rossica Journal. This is normal and expected. During the second half of the year, member dues is expect to be the biggest source of income and the Journal will continue to be the biggest expense. A complete accounting will be provided at the end of the fiscal year to the Board of Executives and officers and to the members upon request.
6. I recommended a new fee structure for PayPal fee and shipping fees. This schedule can be found on the Rossica website at [www.rossica.org](http://www.rossica.org). It has been approved by the officers and is effective November 1, 2007. The purpose of the fee schedule is to balance the shipping fees between the United States mailing and the overseas mailing since the rate increase in April. Additionally, we discovered that we were incurring a greater percentage amount of the PayPal fees at the lower end prices than originally calculated. Therefore we adjusted this calculation. This affected only those who pay by PayPal.
7. A recommended trial budget will be distributed separate from this report. Input from the officer's is requested.

### **Full Membership Activity Report**

1. As of 9/30/2007, we have 263 members. We had 47 members dropped since 1/1/2007. Some of the members were dropped for not paying their dues, some decided to drop their membership, some moved and we could not find their forwarding address and sadly, we lost several

to those kind spirits in whatever form one's belief takes them from us.

2. We have 19 new members and 3 returning members.
3. The prospective member application is initially reviewed and recorded for processing by the treasurer. If a check is received with the application, the prospective member is notified that the check has been received. The acceptance process is started by checking the APS membership if one is given. The process continues with the application review by the Executives. Once this review is complete is the prospective member becomes a tentative member and is sent a welcome letter and an information package by the secretary. The tentative member's name is published in the Bulletin and after 90 days, if the individual does not receive any negative comments, the tentative member becomes a regular member. A letter is sent informing the member that s/he is a regular member with full voting rights.

### **Bulletin Editor Activity Report**

1. Only one Bulletin was published in the first half of our fiscal year. We are to attempting to use the Bulletin more for member business while keeping the Journal for research articles, news articles and information concerning Rossica and the world of philately.
2. The Bulletin was expanded to include show medal winners, an article about a member (whenever we can), a mentor's column and an article of interest to some of our readers. The Bulletin is published for our members only and therefore the vehicle we use to announce Rossica business to our members. It is sent to members only and the last two Bulletins were printed in color. To keep expenses down, the more who will accept the Bulletin email, the cheaper it is to produce. The current cost runs around \$60 to print and mail the Bulletin.

### **Exhibiting Russian and Russian-Related Material**

**Submitted by George V. Shalimoff**

The philately of Russian and Russian-related material offers more opportunities to exhibit than perhaps the material of any country of the world. Russian history has provided a mass of postal material that boggles the imagination of most philatelists. As collectors of Russian-related material, we all have accumulated examples of the diverse areas. Most likely, we have concentrated on a certain segment, and learned all that there is to know about that phase. It is time to exhibit that material and our knowledge.



There is a built-in difficulty in exhibiting Russian and related material simply because most stamp show judges are not familiar with this area of philately. Of my many years with a national stamp show, I have only come across three APS judges with some inkling of appreciation for this kind of material. Consequently to exhibit Russian material, one essentially has to educate the judges.

There are steps to be taken before laying out a page. Gather the material you desire to show and prepare for yourself an outline of how you want to tell your story in so many pages. This lays the foundation for your title page and, most importantly, for your synopsis (a detailed text outline) which you will submit with your entry form. These two items are passed on to the jury panel prior to the show for them to study and what they can expect to see in your exhibit.

It is imperative that you supply whatever references you can about your subject in the synopsis. Conscientious judges will go to a philatelic library for the information about your material or request it from the library so that they may educate themselves about your theme. If you know that some readily available reference is incorrect, be sure to point this out in your synopsis. Otherwise if a judge sees that particular reference, he will be misinformed and may knock you down because he doesn't know the whole or correct story.

Your references for material must be in English. Much excellent material is currently available from native Russian collectors and published in Russian language periodicals, but referencing them is rather useless. Find the articles in English language journals that are readily available at philatelic libraries. And if the article is about your own research in the matter, that is even better.

### **The Synopsis**

Your synopsis should be one-two pages, no more than three. The heart of the synopsis tells what you plan to exhibit, the depth of your study, the difficulty of obtaining material if that is a problem, important items, any unique items, the items of rarity, and even an explanation why you may be missing something. Reasons for not having something may be no archival material is available, few if any items desirable appear in auction or for sale, or things are simply too expensive. Judges will not take the time to read every page of your exhibit at a show, but they will read your few pages of synopsis to get the general feeling about your exhibit. So you are allowed to go into a bit more detail here than you may be able to fit on an exhibit page. Your list of references mentioned above for the judges to study concludes your synopsis. Reference to catalog numbers is usually pointless, but if you feel it is necessary, they may be mentioned in the synopsis but not in the exhibit itself.

There are several categories of exhibits in a show. These include traditional, postal history, aerophilately, thematic, postal stationery, display and others.

For detailed descriptions of all the classes, see the APS Manual of Philatelic Judging. This book, available from the APS web

site, details how judges rate an exhibit according to criteria which include treatment and philatelic significance, philatelic and related knowledge, personal research, condition and difficulty of acquisition and finally presentation. A point system is used but this is not revealed to the exhibitor, except in the case of one-frame exhibits.

Briefly, traditional means a study of a stamp or issue which includes proofs and essays, production, printing, varieties, production markings, multiples if important, colors, subsequent changes. Postal history is basically covers, showing routes, rates, usage, unusual usage, unusual destinations or events.

Aerophilately is about airmail stamps, flights, rates and routes, unusual destinations. Postal stationery deals with postcards and envelopes with imprinted postage stamps, their production, printing varieties and use.

### **The Title Page**

Let's begin with a title page, oftentimes the stumbling block about getting started in exhibiting. Your title must be specific. For instance "Stamps of the USSR" is a no-no. It means everything the USSR ever issued. Whereas the "First Issue of Post Imperial Russia" can mean only one thing, the sword breaking the chain issues. Also a no-no is "Inflation Issues of Russia" which could mean the post revolution era or the post Soviet era. It is better to say, the "The 1919-1925 Inflation Issues of the RSFSR" or "Inflationary Mail of the RSFSR, 1919-1923."

It is also important to distinguish between Imperial Russia, the Provisional Russian Government, the Russian Soviet Federated Socialist Republic, the Union of Soviet Socialist Republics, and the current Confederation of Russian States. Although most stamp catalogs list everything as Russia, judges may wonder if you know the difference.

Once you have a specific title, a brief paragraph or two introduction explaining your theme is followed with an outline of your subsequent pages of what you intend to show. The outline may be tabular or text form. A small illustration, a map or a specific philatelic item to attract one's attention may be included on the title page. Be sure you exhibit everything you indicate on this title page. Padding the wording without having the material will knock you down some levels. You may also indicate here if special items are highlighted somehow, with markers, double mounts, etc.

### **The Exhibit**

If you are showing a stamp issue, begin with proofs and essays if available. If they are not available, show the issue, any varieties of printings, production, and multiples, if this is important, and use of the issue on various types of mail, both domestic and foreign. Never mention catalog names or numbers in your exhibit. If you feel it necessary to include non-philatelic items

on an exhibit page, your exhibit may be reclassified as a display exhibit, and therefore judged differently.

If you are showing covers, point out the various rates for various uses and destinations, local, domestic, foreign, registered, COD, unusual use and exotic destinations. Do not write anything that a viewer can see for himself, such as a date on a cancel. With Russian material written in Cyrillic, it is helpful to give a translation or transliteration if possible. Not everyone would know that ZAKAZHOE means registered mail or that MOCKBA is Moscow.

Postal stationery exhibits tend to be rather static from a visual point of view. Nevertheless, postal stationery is an important adjunct of a country's post and philately. Oftentimes the printing of stamped material provides numerous printing varieties, papers and colors, all of which lend them to an exhibit.

## The Lay Out

In major exhibitions today, a frame holding 16 pages of 8 ½ x 11 inch pages is the norm. Slightly larger pages can be accommodated with some overlap of margins, which is acceptable. Some smaller local club shows may use 12 page frames. Information about the frame and page size is always given on the entry forms.

One-frame exhibits are limited to 16 pages only. Your story must be specific for the 16 pages and not something cut down from a multi-frame exhibit. Judges easily can see if the subject is much too large for a single frame exhibit and will tell you so and mark you down. Multi-frame exhibits usually start at three frames, with ten frames the usual maximum in national shows.

Use the heaviest grade acid free stock paper for your exhibit, preferably white. Soft tinted colored papers such as beige are seen but not often. The entire exhibit page should be enclosed in a sheet protector, open at the top or side, but definitely sealed at the bottom to catch any item that may come loose. If you use standard weight acid free stationery paper, add a second sheet of card stock when inserted in a sheet protector to stiffen the page and protector for easier mounting. Most sheet protectors today are acid and vinyl free and will not harm your material and are available at office supply stores, usually punched for three ring binders. Use clear material only. Premium grade protectors are made of mylar and are more costly.

Stamps may be mounted with hinges or stamp-mounts, generally clear rather than black. Stamps may be mounted atop colored backings to give contrast and show off the perforations. Covers should be mounted with corner mounts on at least 3 corners. Some exhibitors use double backgrounds or different colored backgrounds to emphasize special or scarce material. Whereas this may alert a judge to the scarcity or importance of that item, others may say why look at the unimportant material. It's an individual's choice.

Your exhibit pages should be numbered on the back with the frame number and page number. If you or a show mounting person should drop your exhibit and get the pages all mixed up, the numbers on the back will allow the pages to be properly placed in the frames. Your name should be on the back as well.

You may possess material that required an expert's opinion about its genuineness. Judges may be aware of the unusual nature of some issues and question the genuineness of your example. If you have an expert's certificate for a displayed item, it should be included on the back of the page in the protector for the judge's examination, if necessary. It is a rare occurrence in most shows to have the judges open a frame to examine an item, but it oftentimes is resorted to in international shows.

The text on most exhibits today is printed on a computer. If an error is made and detected, it is easy to simply correct the error and reprint the page. There are programs for laying out exhibit pages, make boxes around material, import enlarged detail of markings or stamp varieties. Do not let these things overwhelm your philatelic material.

When using a typewriter for the exhibit's text, a correction may require the entire page to be key stroked again. A similar problem exists with hand lettered pages which are extremely rare these days, but nevertheless acceptable, especially at smaller shows.

Try to use a 12 point font for most text. Anything smaller is difficult to read. Do not use too many different font styles. Plain fonts, italics, bolds, underlines are OK, but changing font styles can become tiresome. Many judges prefer serif type, but sans serif looks good to many, too. The text should be short and to the point. Remember you are showing philatelic material, not writing a book. Judges will not read every page of an exhibit. They will read the synopsis and title and then go and look to see if you have what you claim. They will read enough to see that you have clearly and succinctly described or explained your theme and its items, but they will not read everything on every page.

Although presentation counts least in scoring an exhibit, it does influence the viewer to look more carefully at the material. Items should be neatly mounted and centered along with the text. Fill your page and avoid large unused spaces unless you are showing a unique or extremely rare item for which you want the viewer's attention. Try to have such important items in the middle of the frame at eye level. Avoid putting your special material in the bottom two rows, if possible.

Two European size covers just barely fit on a page. It is OK to overlap as long as you do not conceal the philatelic interest of the cover. If the back of a cover has important information, it is acceptable to make a reduced photocopy (color or black and white) and place it below the cover on the page. If necessary, text on a backing may be placed on the open space of a cover if there is no room on the page itself. The large business size envelopes are placed diagonally on a page. There really isn't any other way to display them.

In some cases, such as displaying very large items larger than an ordinary page, it is acceptable to mount the material on double size pages, remembering that most frames have four rows for four ordinary size pages each. Special instructions for mounting should be included with the exhibit if someone other than the owner will mount the exhibit, to position it in its correct place in the frame.

### **How to Enter an Exhibit**

There are two types of shows held nationally. Local club shows are held throughout the country, usually on a weekend with a small dealer bourse and a small number of exhibit frames. Judges may be from the local area and may or may not be accredited APS judges. Local shows are a great place to start exhibiting because rules are less rigid. Comments from judges and fellow collectors are always welcome.

World Series of Philately shows, of which there are about 35, are usually much larger with a required minimum number of exhibit pages. Grand award winners of these WSP shows compete for the Champion of Champions at the annual American Philatelic Society Stamp Show in August each year. At WSP shows, accredited APS judges and their apprentices judge exhibits.

Dates and places of show and exhibitions are given in the Show Calendars of The American Philatelist, the official publication of the APS, Linn's Stamp News, Mekeel's and Stamps Magazine. Press releases and advertisements in these sources also give show information. These announcements contain contact information where one may request an entry form. All Rossica members should be members of the APS and subscribe to some philatelic literature to support the hobby.

All WSP shows require an entry fee, according to the number of frames requested for your exhibit. Rates may range up to \$15 per frame. Local shows charge less, oftentimes nothing at all. Why the charge? Shows cost money to put on for the philatelist, rent of space, cost of awards, ribbons and medals, advertising. True, dealer booth space rentals provide most of a show's income, but exhibitors are asked to help as well.

Once an entry form is submitted with synopsis and title pages, and fees, of course, the show's exhibit chairman will respond with an acceptance or rejection of the exhibit. Rejection may be due to over subscription of entries, late entry, poorly prepared synopsis and title, unavailability of a jury to properly judge the exhibit, or other reasons.

With acceptance, the exhibitor is instructed where and when to appear with the exhibit for mounting or where and when to send the exhibit by mail to the show or usually to the exhibit chairman. The exhibitor pays for postage to and from the show. Insurance is always the responsibility of the exhibitor. Homeowner's insurance does not apply to stamp collections.

After the judges have viewed the material and decided on the award levels for every exhibit, there usually is a judge's critique. At small shows this may take place at the frames. At large WSP shows, this is a special meeting where exhibitors may ask about their exhibit. Good critiques will tell the exhibitor his strong points and his weak points that need improving to raise the level of award. For the most part, judges try to give constructive suggestions, which the exhibitor should take special notice. Although judges in subsequent shows may say just the opposite, the exhibitor usually gleans enough to know where improvements may be made.

If your first exhibit is to be shown at a WSP show, the rules in the Manual of Judging must be followed. Although one may feel these rules are too rigid and may stifle your originality, they are really designed to make the judge's job easier to be able to judge all types of exhibits on an equal plain. There is more leeway with exhibits in small local shows, but eventually as one progresses in exhibiting and by studying other exhibits in stamp shows, you will learn how to successfully display your material and tell your story.

The exhibitor must remember the award is just an opinion of that particular panel of judges. One must take pride in showing off their material regardless of the award, and that the exhibitor is spreading the faith of Russian and Russian-related philately and that the exhibitor is having fun, enjoying the hobby. Attend the awards ceremony, accept your award proudly because you have contributed to and supported the show and the people who put the show on.

### **Help Offered**

Although I do not claim to be an expert or a grand master at exhibiting, I have had much fun and satisfaction in showing off various aspects of Russian philately with material from my collection in local and WSP shows. I can offer encouragement and some advice for whatever it's worth to anyone who asks. You can send me your outline, title, synopsis, extent of your material or some photocopies for appraisal of your idea to exhibit. I promise to be kind and mellow. I can be reached through Rossica. My awards range from Bronze to Gold, but most importantly I enjoyed participating in a show, regardless of the award.

### **Suggested Reading**

APS Manual of Philatelic Judging  
 Show Calendars in American Philatelist, Linn's Stamp News,  
 Mekeel's and Stamps  
 The Philatelic Exhibitor, the Journal of the American Association  
 of Philatelic Exhibitors

**Fake/Forgery Detection**  
 Submitted by Dr. Ray Ceresa

Forgery activity in the digital field has not raised its ugly head on eBay since Sheinberg's double printings of Zemstvos. (Genuine perforated and imperforated stamps were scanned and displaced printed on the genuine stamp.) These were detected by the buyers by differences in the inks used on the two printings, the original and digital copy which I confirmed by using 150x magnification.

A number of members have contacted me with scans and actual stamps for an opinion by direct email rather than through Samovar. It's quicker that way as I don't always have time to regularly check the Samovar although I do so at least once a month as a general rule. Time goes so quickly when you get near 80. I do need help from Board members, as well as members in general, to point me towards suspect material offered on eBay and or by dealers.

In addition to the above items, I recommend that the society also give out a certificate documenting the award above and also give a certificate to each exhibit stating the name of the exhibit, the medal level and the show.

#### Article Award

Recommend a new award be created for the best Journal article of the previous year.

Article is to be selected by ballot that would be included in the first journal of the following year. Ballots would be mailed to the award manager (yes I'm volunteering!). It would be open balloting so yes the box could be stuff –so what.

## Rossica Awards

Submitted by Raymond Pietruszka

### Exhibit Awards

#### 1. ROSSICA NATIONAL AWARD

This award is for the best Russian area exhibit by a Rossica Member at the show which hosts the Rossica Annual meeting. It is only given out once a year.

The award consists of a Russian made object of value (\$50-75).

#### 2. ROSSICA PRESIDENT'S AWARD

This award is given to the best Russian area exhibit at any show I which three (3) or more Rossica members exhibit. This award is limited to Rossica members

This award consists of a Plaque of the old warrior and is titled "Rossica Society of Russian Philately/President's Award".

#### 3. ROSSICA AWARD

This award is given to the best Russian area exhibit. This award is not limited to a Rossica member but at least one Rossica member must be exhibiting at the show. If the PRESIDENT'S AWARD is presented, then this award is given to the second best exhibit.

This award consist of a smaller version of the PRESIDENT'S AWARD Plaque and is titles "Rossica Society of Russian Philately" or it could just be a Ribbon.



## New Fee Schedules

Submitted by Michael Gutter

### Member's Fees

Item	Cost download	Cost CD/DVD Journal, paper Bulletin	Cost paper journal and Bulletin	PayPal fee USA	PayPal fee foreign	Ship USA	Ship foreign	Size download or CD/DVD
Journal & Bulletin/members per year for download or email	<b>\$20</b> <b>(\$18 if before December 31)</b>			\$1.00	\$1.00			app. 13.5 MB each for the journals and less than 500 KB for each Bulletin
Journal & Bulletin/members per year for journal on CD ROM and bulletin sent via email		<b>\$22.50</b> <b>(\$20 if before December 31)</b>		\$1.00	\$1.00	Included	Included	
Journal & Bulletin/members per year for journal and bulletin in paper copy. We can provide as bound (normal method), unbound, or 3-hole punch. Let us know in advance if you want something other than bound journals.			<b>\$25</b> <b>(\$22.50 if before December 31)</b>	\$1.00	\$1.00	Included	Included	
If you also want a copy on CD ROM in addition to a paper copy, let us know and pay the associated costs,		<b>\$5</b>		\$1.00	\$1.00	Included with journal for shipping	Included with journal for shipping	
<b>Journal subscription per year - USA</b>			\$30	\$1.00	\$1.00	Included		
<b>Journal subscription per year - foreign</b>			<b>\$40</b>	\$1.50	\$1.50		Included	
<b>Prigara</b>	<b>\$15</b>			\$1.00	\$1.00			11 MB
Prigara		\$20		\$1.00	\$1.00	Included	Included	
Prigara			\$25	\$1.00	\$1.00	Included	Actual Cost	
<b>Bazilevich</b>	<b>\$20</b>			\$1.00	\$1.00			10 MB
Bazilevich		\$25		\$1.00	\$1.00	Included	Included	
Bazilevich			\$30	\$1.50	\$1.50	Included	Actual Cost	
<b>Levin Mutes</b>	<b>\$40</b>			\$1.50	\$2.00	Included	Included	78.5 MB
Levin Mutes		\$45	N/A	\$2.00	\$2.50	Included	Included	
<b>Moscow Study</b>	<b>\$25</b>			\$1.00	\$1.00		Included	138.4 MB
Moscow Study		\$30	N/A	\$1.50	\$1.50	Included	Included	
<b>Michalove Guide</b>	<b>\$10</b>			\$1.00	\$1.00			12 MB
Michalove Guide		\$15	N/A	\$1.00	\$1.00	Included	Included	
<b>Epstein Part 1</b>	<b>\$20</b>			\$1.00	\$1.00			25.9 MB
<b>Epstein Part 2</b>	<b>\$25</b>			\$1.00	\$1.00			20.3 MB
<b>Epstein Part 1&amp;2</b>	<b>\$40</b>			\$1.50	\$2.00			46.1 MB
Epstein Part 1		\$20		\$1.00	\$1.00	Included	Included	
Epstein Part 2		\$25		\$1.00	\$1.00	Included	Included	
Epstein Part 1&2		\$40		\$1.50	\$2.00	Included	Included	

Epstein Part 1			\$25	\$1.00	\$1.00	\$5	Actual Cost	
Epstein Part 2			\$30	\$1.50	\$1.50	\$5	Actual Cost	
Epstein Part 1&2			\$50	\$2.00	\$2.50	\$8	Actual Cost	
Reverse Sort	\$25	\$25	N/A	\$1.00	\$1.00	Included	Included	165.8 MB
Cumulative List-Forward Sort	\$20			\$1.00	\$1.00			472 KB
Cumulative List-Forward Sort		\$25		\$1.00	\$1.00	Included	Included	
Rossica History	\$10			\$1.00	\$1.00	Included	Included	202.9 MB
Rossica History		\$10		\$1.00	\$1.00	Included	Included	
Rossica History			\$95	\$3.00	\$4.00	\$5	Actual Cost	
Back issues - single	\$5			\$1.00	\$1.00			Varies by issue
Back issues - single		\$7.50	N/A	\$1.00	\$1.00	Included	Included	
Back issuers - All	\$75 (future)			\$2.50	\$3.25			2 GB
Back issuers - All		\$75	N/A	\$2.50	\$3.25	Included	Included	

Non-Members Fees

Item	Cost download	Cost CD/DVD	Cost paper	PayPal fee USA	PayPal fee foreign	Ship USA	Ship foreign	Size download or CD/DVD
Prigara	\$20			\$1.00	\$1.00			11 MB
Prigara		\$25		\$1.00	\$1.00	Included	Included	
Prigara			\$30	\$1.00	\$1.00	Included	Actual Cost	
Bazilevich	\$25			\$1.00	\$1.00			10 MB
Bazilevich		\$30		\$1.00	\$1.00	Included	Included	
Bazilevich			\$35	\$1.50	\$1.50	Included	Actual Cost	
Levin Mutes	\$50			\$1.50	\$2.00	Included	Included	78.5 MB
Levin Mutes		\$65	N/A	\$2.00	\$2.50	Included	Included	
Moscow Study	\$30			\$1.00	\$1.00		Included	138.4 MB
Moscow Study		\$35	N/A	\$1.50	\$1.50	Included	Included	
Michalove Guide	\$20			\$1.00	\$1.00			12 MB
Michalove Guide		\$25	N/A	\$1.00	\$1.00	Included	Included	
Epstein Part 1	\$25			\$1.00	\$1.00			25.9 MB
Epstein Part 2	\$30			\$1.00	\$1.00			20.3 MB
Epstein Part 1&2	\$45			\$1.50	\$2.00			46.1 MB
Epstein Part 1	\$25			\$1.00	\$1.00	Included	Included	
Epstein Part 2	\$30			\$1.00	\$1.00	Included	Included	
Epstein Part 1&2	\$45			\$1.50	\$2.00	Included	Included	
Epstein Part 1			\$35	\$1.00	\$1.00	\$5	Actual Cost	
Epstein Part 2			\$40	\$1.50	\$1.50	\$5	Actual Cost	

Epstein Part 1&2			\$60	\$2.00	\$2.50	\$8	Actual Cost	
Reverse Sort	\$35	\$40	N/A	\$1.00	\$1.00	Included	Included	165.8 MB
Cumulative List-Forward Sort	\$30			\$1.00	\$1.00			472 KB
Cumulative List-Forward Sort		\$35		\$1.00	\$1.00	Included	Included	
Rossica History	\$15			\$1.00	\$1.00	Included	Included	202.9 MB
Rossica History		\$20		\$1.00	\$1.00	Included	Included	
Rossica History			\$125	\$3.00	\$4.00	\$5	Actual Cost	
Back issues - single	\$8			\$1.00	\$1.00			Varies by issue
Back issues - single		\$9.00	N/A	\$1.00	\$1.00	Included	Included	
Back issuers - All	\$75 (future)			\$2.50	\$3.25			2 GB
Back issuers - All		\$125	N/A	\$2.50	\$3.25	Included	Included	

## Collecting Interests

Name \_\_\_\_\_ Rossica Number \_\_\_\_\_ e-mail address \_\_\_\_\_  
 (please print—last name first)

Please check all the areas of collecting interest:

Stamps\_\_\_ Covers\_\_\_ Postcards\_\_\_ Cancells\_\_\_ Aerophilately\_\_\_ Censorship\_\_\_ Offices Abroad\_\_\_

Inflation Period\_\_\_ Zemstvov\_\_\_ Arctic/Anartic\_\_\_ Military\_\_\_ Labels/Cinderellas\_\_\_ Revenues\_\_\_

Others \_\_\_\_\_

Please circle the periods of your interest.

1. Imperial Period 2. Civil War Period 3. Inflationary Period 4. Soviet Period 5. Post Soviet 6. All Periods

For the areas checked or circled are your interests? general\_\_\_ specialized \_\_\_advanced\_\_\_ expert\_\_\_

Please check:

Are you interested in: Postal History? Yes\_\_\_ No\_\_\_ Thematics: Yes\_\_\_ No\_\_\_ Exhibiting: Yes\_\_\_ No\_\_\_

Have you ever exhibited in a philatelic show? Yes\_\_\_ No\_\_\_ Local\_\_\_ National\_\_\_ International\_\_\_

Are you a qualified philatelic judge? Local\_\_\_ National (APS)\_\_\_ International(FIP)\_\_\_

Have you ever published a philatelic article or book? Yes\_\_\_ No\_\_\_ Titles \_\_\_\_\_

Are you an expert in any field of your interest? Yes\_\_\_ No\_\_\_ Explain \_\_\_\_\_

Do you speak, write or read other languages? Yes\_\_\_ No\_\_\_ Languages \_\_\_\_\_

If yes, would you be willing to translate if asked by Rossica? Yes\_\_\_\_ No\_\_\_\_

Rossica would like to release your collecting interests information to other Rossica members in an abbreviated membership profile. By signing here I agree to release this information to all Rossica members

Signature\_\_\_\_\_



# **Rossica Librarian Report 2007.**

**Greg Mirsky, Rossica Librarian,  
September 2007**

I am happy to report that after transition period time Rossica Library opened for operations and all materials available to members.

## **1. Library Move Completed.**

In February 2007 Rossica Library moved to Palo Alto, California and currently used by Rossica members.

## **2. Electronic Library Catalog**

Electronic Library Catalog in the process of updating. It goes in parallel with library inventory and it takes time. I am updating existing electronic file as well as adding information in native language (German, French, Russian, etc.). It will allow later titles search in original language of publication in addition to English or transliteration.

## **3. Library Rules**

Library Rules document was updated to reflect current state of affairs, inflation, and state of technology. It was published in Journal #148 and available to members.

## **4. Electronic Library Material Delivery.**

In order to fulfill library requests via scans (rather than sending hardcopies, especially to members abroad ) we established Library Download Directory on Rossica Web site where Librarian can put scans or PDF files for requestor and person can download scans of the pages. Small size images/scans can be also emailed. It proved to be very efficient.

## **5. Library survey.**

Electronic form was distributed by email in April 2007 and as a hardcopy in Rossica Journal #148. Response and result was overwhelming. See detailed Library survey summary below. Please treat it is an integral part of Librarian Report.

## Rossica Library Survey 2007 Report.

Library Survey was sent to all members in good standing. We received response rate ~46%. See table below.

<b>Members in good standing (2007):</b>	<b>253</b>
<b>Surveys received:</b>	<b>116</b>
<b>%%</b>	<b>45.85%</b>

1. In response to 1<sup>st</sup> question “*Please identify your collecting interests related to Russian Philately*”, we received extremely interesting information: Please see graph (Figure 1) with distribution of main areas of interests among members responded to Survey. In addition, members highlighted many additional interesting areas of Russian philately. See Figure 2 below.

The results clearly show that Imperial Russia remains the most popular area with RSFSR and Soviet Union before 1940 following.

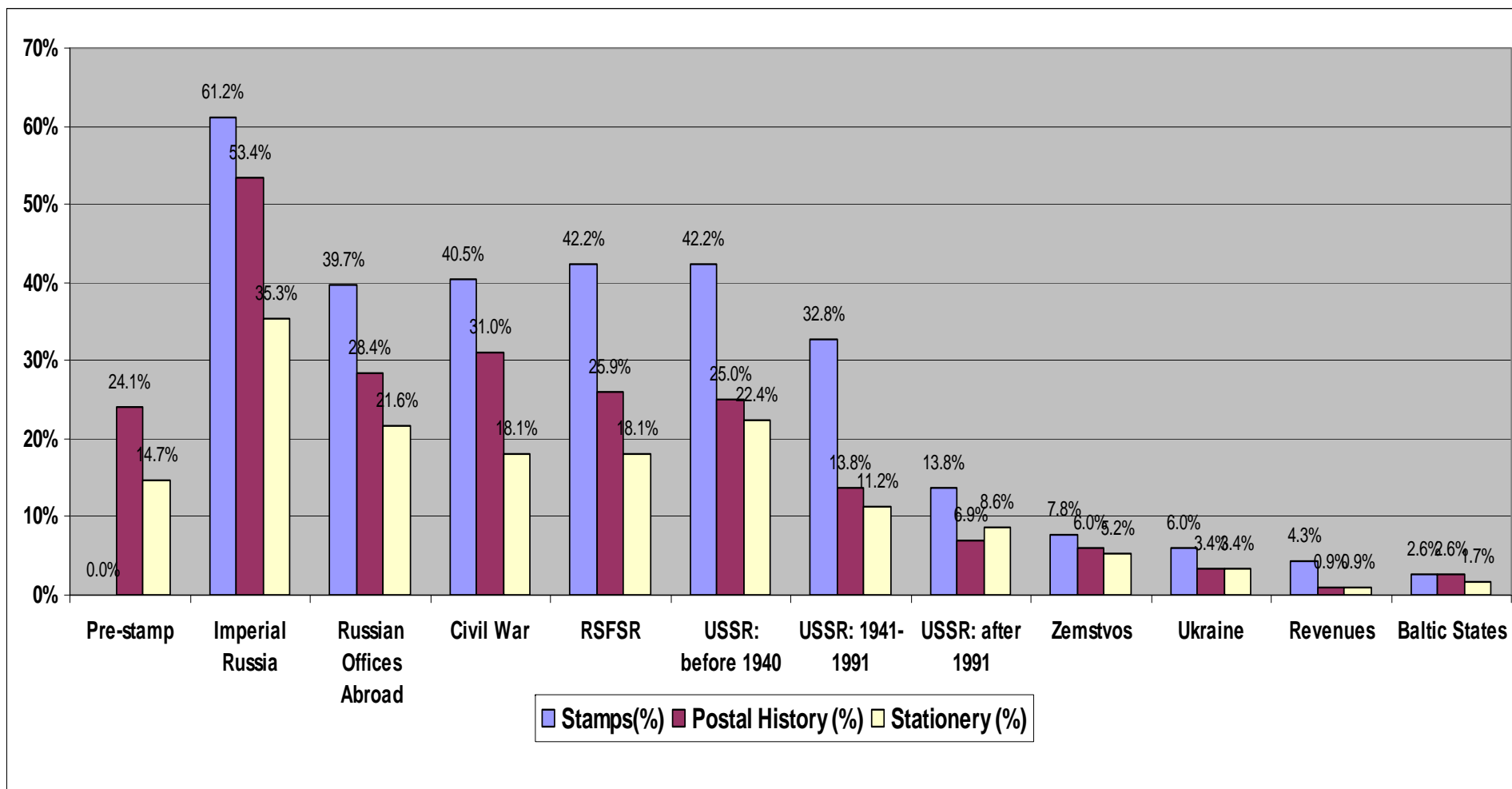


Figure 1. Distribution of main collection interests across most popular categories.

USSR 1941-1950
Censorship
Mute cancels
Dot Cancels
Romanoffs
Transcaucasia States
Locals 1918-22
Forgeries
Czech Legion in Siberia
Cinderellas
Red Cross
Finland
Far Eastern Republic
Secession states 1918-22
German, Finnish, Polish & Romanian Occupation
Intervention forces
Bogus Issues
Forgeries
Postcards
TPOs, Railway post offices
St. Petersburg Covers
Russian interventions in Persia
Tuva
Official Mail
Paper Seals
Aviation, Airmail, Space
Russian Arctic
POW WWI Correspondence

**Figure 2. Additional areas of interest indicated by members.**

2. In response to 2<sup>nd</sup> question ***“Please identify languages of publications you are interested in”***, we learned that English is #1, language. It closely followed by Russian (#2) with German and French lagging behind. Please see graph (Figure 3) with distribution of Languages members interested and can read. In order to correlate these data with countries our members live in we created graph of distribution of countries Rossica members live in. See Figure 4 below. It clearly shows correlation of English being #1 with the fact the majority of the members lives in the US, but it also highlights strong interests to publications in Russian across the board.



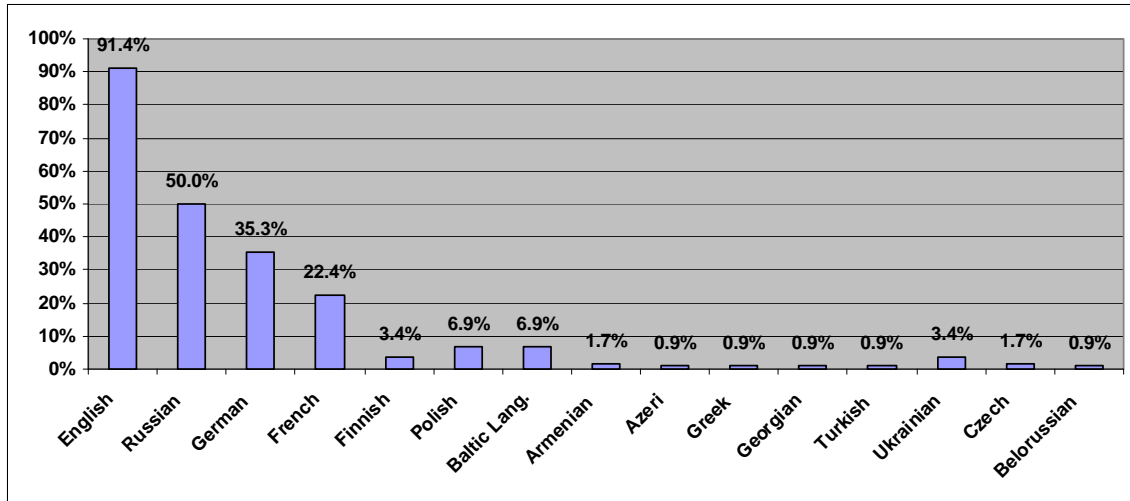


Figure 2. Languages of publications members interested in.

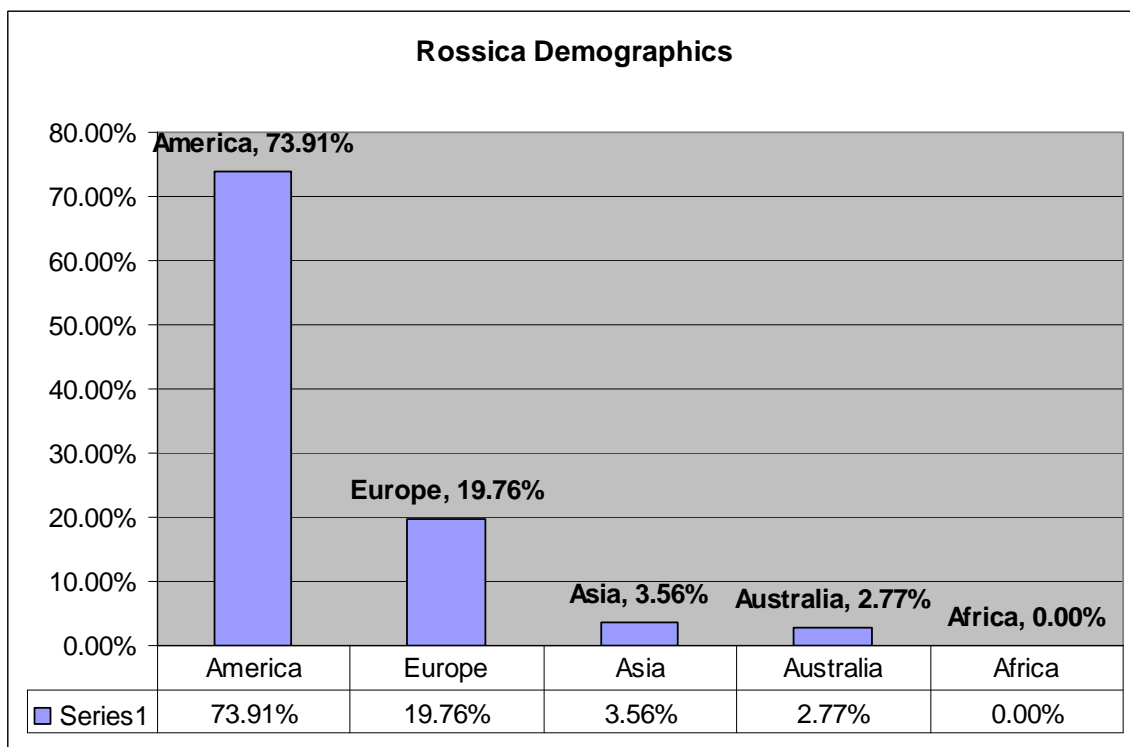
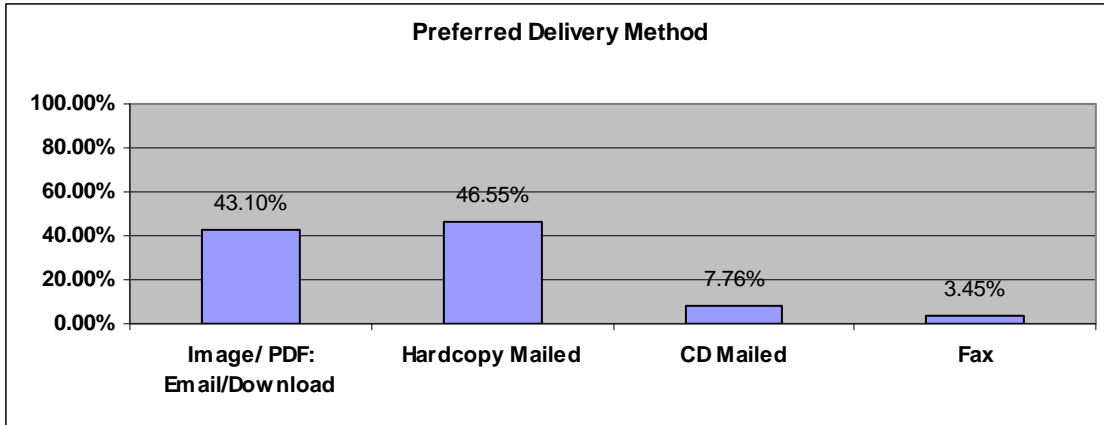


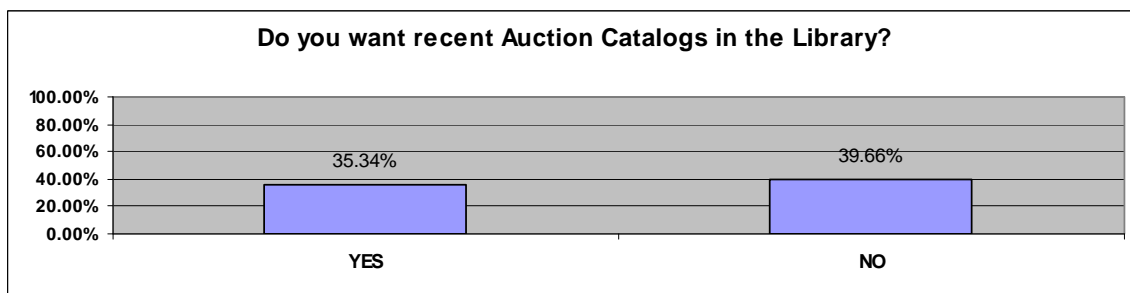
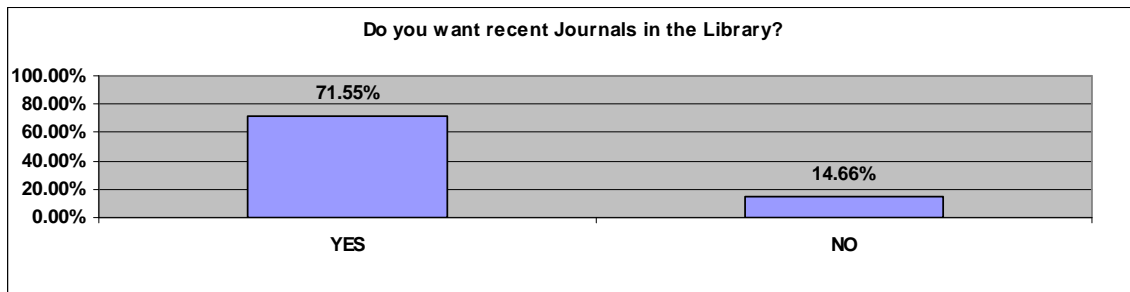
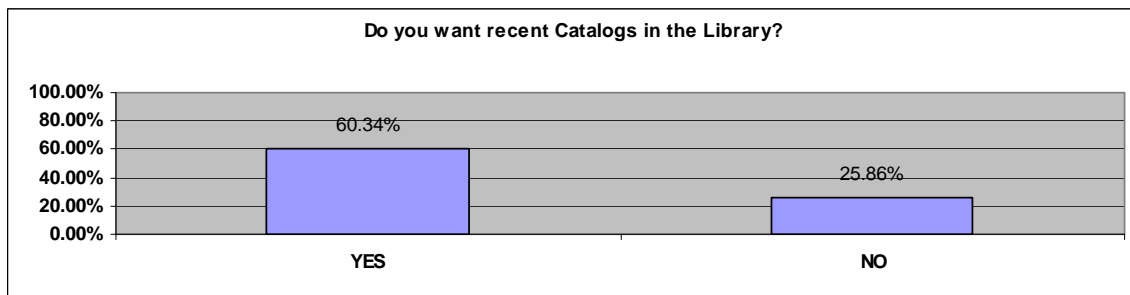
Figure 4. Rossica Demographics.

- In response to 3<sup>rd</sup> question “If the material you requested is available only as a copy, what format do you prefer?” we learned that ~46% prefer mailing hardcopy and 43% prefer email/file download. See Figure 5 for detailed results.

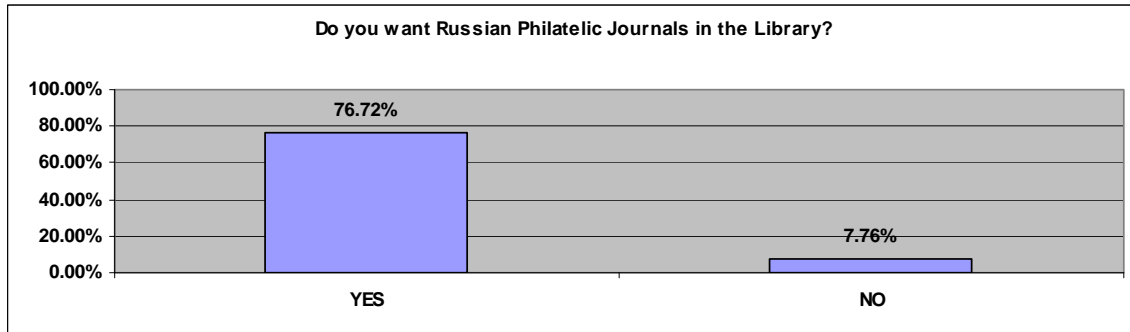


**Figure 5. Delivery of Library Materials (member’s preferences)**

5. Response to 4<sup>th</sup> question “*Is it important for you that the library carries recent philatelic publications (last 2-3 years)?*” we learned that vast majority of the members requests to have recent Catalogs and Journals in the library in the Library and Auction Catalogs represent less interest. See Figure 6 for detailed results.

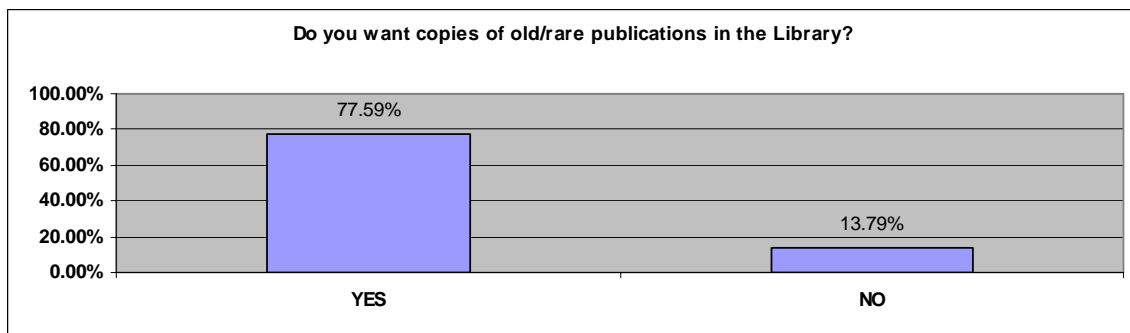


**Figure 6. Importance to have recent philatelic publications in the Library.**  
**6. Response to 5<sup>th</sup> question “Is it important for you that the library carries complete sets of old Russian Philatelic Journals?”** clearly showed that overwhelming majority of responders (77%) want to have Russian Philatelic Journals in the library. See Figure 7 for detailed results.



**Figure 7. Member’s opinion regarding Russian Philatelic Journals in the Library.**

**6. Response to 6<sup>th</sup> question “Is it important for you that the library carries old/rare philatelic publications, (books, journals, auction catalogs, maps), even if they only be available as copies?”** we also learned that overwhelming majority of responders (78%) want to have copies of old/rare publications in the Library. See Figure 8 for detailed results.



**Figure 7. Member’s opinion regarding copies of old/rare publications in the Library.**

**RECOMMENDATIONS AND SUMMARY.**

Based on responses above that clearly indicate interests of active part of memberships I recommend the following:

- 1. Repeat similar Survey every 3 years** to reflect dynamic nature of member’s interests.

2. Based on expressed areas of interests **continue focus on acquiring publication related to Imperial Russia, RSFSR, Soviet Union before 1940**, without losing focus on acquiring the most important publications covering later years (Russia after 1991, etc.)
3. Based on the fact that English and Russian became #1 and #2 languages for members consider **English and Russian as two primary languages** of interest for the membership and adjust library material acquisition policy based on this fact.
4. Since majority of the members considered delivery of the hardcopy and email/download of the scans and preferred method, focus on these two methods of delivery of library materials. **It requires one time Rossica investment in FAST scanner and copy machine (~\$600-700 – TBD) since Rossica does not have scanner at all and old copy machine was broken during Library transition and can not be repaired.**
5. Since majority of the members would like to have recent Catalogs in the library **invest in acquisition of recent important specialized catalogs (Michel, Zagorsky (Standard Collection), Liapin, Soloviev and continue acquiring new publications as they become available.**
6. Since majority of the members would like to have recent Journals in the library, **continue policy of acquiring/receiving copies of journals of sister societies. Consider maintaining subscription to Filatelia (former Filatelia SSSR) and backfill missing issues (~\$80 per year investment)**
7. Based on member's feedback regarding Auction Catalogs – **maintain copies only important Russian Sales and Auction Houses specializing on Russian material (Cherrystone, Raritan, Kay Hellman, Rurik, etc.). Approach these businesses with proposal/request to start sending one copy of the auction catalog to Rossica Library.**
8. Based on members feedback regarding old journals and rare books, **continue current Rossica policy to acquire old/rare philatelic publications as an original or copy. Publish in Journal (every issue) continuous request for donations to the Library .**
9. Since several recommendation require ongoing yearly investment, **increase investment into library from current \$300 a year to \$700-\$800 a year (\$300 limit was established many years ago and does not have inflation adjustment built in). Request Treasurer to include this expense in Rossica budget.**

**END OF ROSSICA 2007 LIBRARIAN REPORT**